

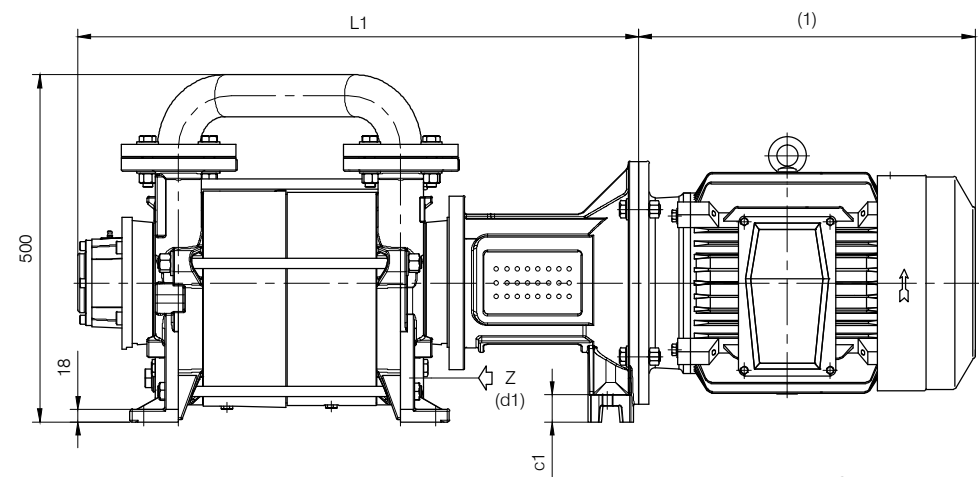
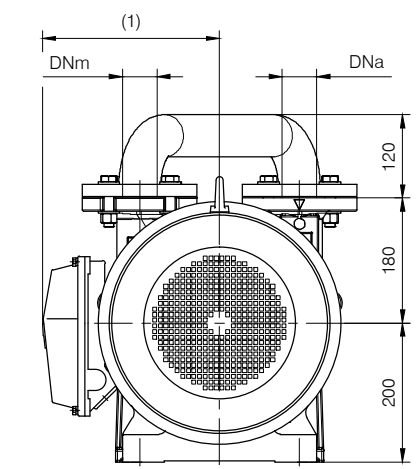
DIMENSIONE D'INGOMBRO / Overall dimensions
 POMPE PER VUOTO AD ANELLO DI LIQUIDO
 Liquid ring vacuum pumps

SERIE / Series
TRHB serie 50 /C-M (pag.2/2)

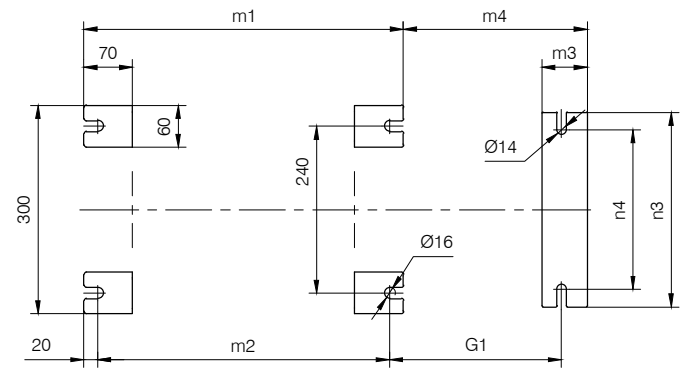
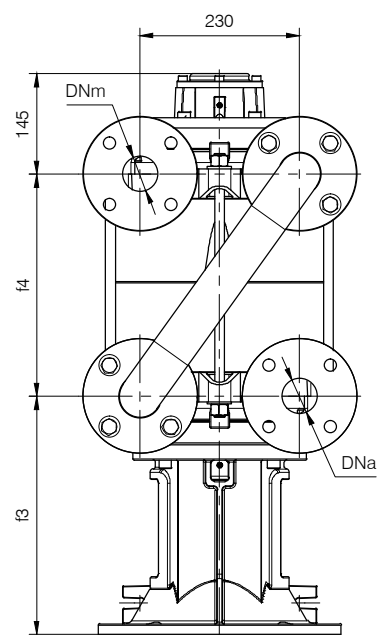


pompetravaini s.p.a.
 CASTANO PRIMO (MILANO)

Versione **MONOBLOCCO** **CLOSE-COUPLED construction**



d1 Connessione filettata G 1 - per ingresso alimentazione
 G 1 threaded connection - for liquid supply inlet



MOTORI ELETTRICI Electric Motors B5 - 4 poli / poles		
Grandezza Frame size IEC	Giri/min. RPM 1480 50Hz	
	kW	HP
132 M	9	12.5
160 M	11	15
160 L	15	20
180 M	18.5	25

(1) Dimensioni in funzione della marca del motore installato.
 (1) Dimensions depend on installed motor manufacturer.

POMPA TIPO Pump type	Motore Motor	Dimensioni costruttive Monoblocco Close-coupled construction dimensions								Peso Weight
		L1	f3	G1	m3	m4	n3	n4	c1	
TRHB 50-280	132 M	772	307	217	44	221	140	110	4	150
	160 M	808	343	248	65	265	280	230	39	163
TRHB 50-340	160 M	868	343	248	65	265	280	230	39	173
	160 L									
TRHB 50-420	160 L	908	343	248	65	265	280	230	39	178
	180 M									

Disegno schematico. Dimensioni in mm con tolleranze secondo EN 735-1995.
 Pesì indicativi in Kg, riferiti a pompe in ghisa escluso motore, non impegnativi.
 Schematic drawing. Dimensions in mm with tolerances according to EN 735-1995 standards.
 Weights in Kgs, referred to pumps in cast iron without motor, not binding.

RIF. - Ref.: M.L./C.T.
 DATA - Date: 02-2013

DOCUMENTO N. - Document no.: 6550-51-52-2L2-2001.06.02
 SOSTITUISCE DOC. - Replaces Doc.: (ITEM): 6550-51-52-2L1-2001.05.02 (000021R)

ITEM n° D00209R