



# UltraPure, Low-Flow Cleaning

## Toftejorg SaniMidget SB UltraPure Rotary Spray Head

### Application

The Toftejorg SaniMidget SB UltraPure Rotary Spray Head is with its 3A approval, preliminary designed for the dairy industry with respect to self-cleaning, self-draining and inspectability. Its novel patent pending one-clip assembly offers easy installation, disassembly and inspection without compromising cleanability or drainability. Sizing/selection and installation drawings are available. Contact Alfa Laval for recommendations.

### Working Principles

The flow of cleaning media causes the head of the SaniMidget SB UltraPure to rotate, with fans of water laid out in a swirling pattern on the entire perimeter exposed to the spray pattern. This generates a vibrating impact in the 270° upward pattern and a dynamic cascading flow that covers internal surfaces of the tank, vessel or reactor. The SaniMidget SB UltraPure is designed according to EHEDG and the design meets the requirements of 3-A standards.



### TECHNICAL DATA

Lubricant: . . . . . Lubrication by rinse/cleaning fluid  
 Wetting radius: . . . . . Max. 3 m  
 Impact cleaning radius: . . . . . Max. effective 1.4 m

### Pressure

Working pressure: . . . . . 1-3 bar  
 Recommended pressure: . . . . . 2 bar

### Spray Pattern



360°



270° up

### Standard Design

The SaniMidget SB UltraPure can be supplied with 3.1 certificates for metallic parts and FDA conformity and USP Class IV on non-metallic parts.

### Certificates

2.2 material certificate and EHEDG  
 As add-on: Q-doc, Q-doc incl. FAT & SAT and ATEX.

### PHYSICAL DATA

#### Materials

Metallic parts: . . . . . AISI 316L (UNS S31603)  
 Non-metallic parts: . . . . . PEEK MG

Surface finish . . . . . Ra < 0.8µm  
 Option (EP): . . . . . Ra < 0.5µm  
 Steam or gas (air): . . . . . Not supported - Contact Alfa Laval

#### Temperature

Max. working temperature: . . . 95°C  
 Max. ambient temperature: . . . 150°C

Weight: . . . . . 1": 0.20 kg

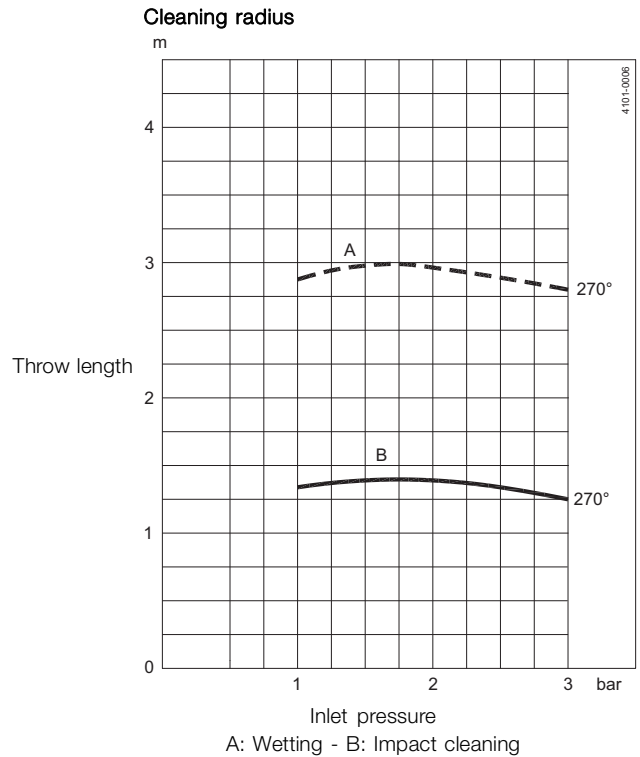
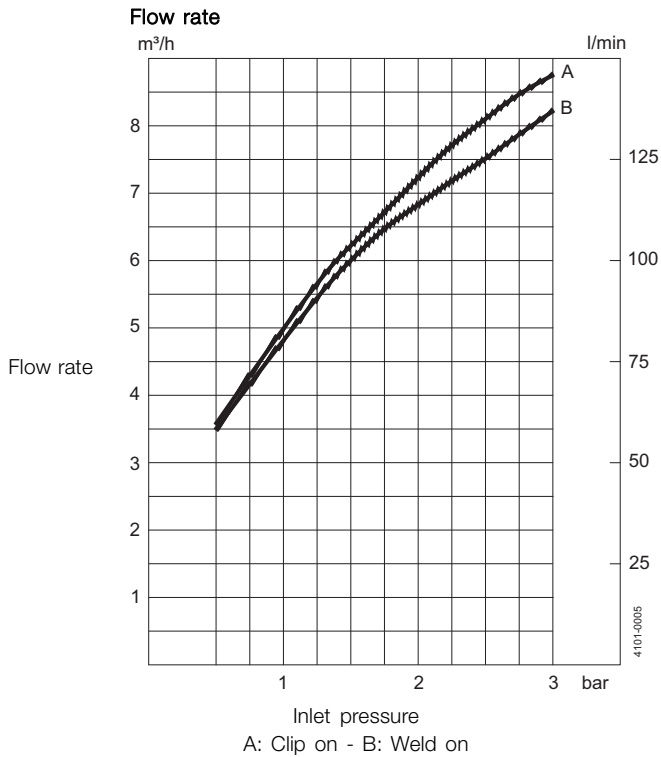
#### Connections

- Weld-on: 1" ISO 2037, or DN25 DIN11850-R1, or 1" BPE US  
 - Clip-on: 1" BPE US

#### Clip-on options

Easy-on/off clip (ø4.0 mm). (Clip needed for both clip-on and weld-on versions to assemble the machine)



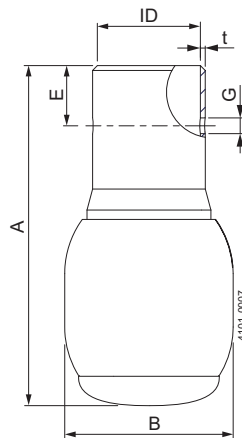


For Clip-on models, the flow rate is increased by approx. 0.5 m<sup>3</sup>/h.

**Note:**

The inlet pressure has been taken immediately before the inlet to the machine. In order to achieve the performance indicated on the curves, the pressure drop in the supply lines between pump and machine must be taken in consideration and the water temperature during testing was approx. 20°C.

**Dimensions (mm)**



	Clip-on 1" BPE US mm	Weld-on 1" ISO 2037 mm	Weld-on 1" BPE US mm	Weld-on DN25 DIN R1 mm
ID	ø25.7	ø22.6	ø22.1	ø25.7
t	1.2	1.2	1.65	1.2
B	ø42.0	ø42.0	ø42.0	ø42.0
A	84.8	104.8	108.8	84.8
ø-clip	ø4.0	ø4.0	ø4.0	ø4.0
G	ø4.1	ø4.1	ø4.1	ø4.1
E	15.0			

Alfa Laval reserves the right to change specifications without prior notification. ALFA LAVAL is a trademark registered and owned by Alfa Laval Corporate AB.

ESE01536EN 1305

© Alfa Laval

---

**How to contact Alfa Laval**

Contact details for all countries are continually updated on our website. Please visit [www.alfalaval.com](http://www.alfalaval.com) to access the information direct.