



Gunclean Toftejorg T-82

Tank and hold cleaning machine

The Gunclean Toftejorg T-82 rotary jet head provides 360° indexed impact cleaning over a defined time period. It is automatic and represents a guaranteed means of achieving quality assurance from cleaning tanks.

Application

Storage and transportation tanks up to 3,000 m³ (800,000 US gallons). Used in the offshore industry and in petrochemicals and chemical processing industries. The T-82 is grease lubricated and designed to clean tanks in a rough environment, e.g. it is widely used in mud tanks on supply vessels and oil rigs where solid particles are in the cleaning media. It is also widely used on barges and product tankers.

Operation

The flow of the cleaning fluid makes the nozzles perform a geared rotation around the vertical and horizontal axis. In the first cycle, the nozzles lay out a coarse pattern on the tank surface. The following cycles make the pattern gradually more dense until a full pattern is reached after 4 cycles.

Options

- Inlet flange.
- The choice of nozzle diameters can optimize jet impact length and flow rate at the desired pressure.
- Hose saddle, deck cover plate, hose winch extension pipe etc. are available.
- Longer jet lengths using special cleaner head and nozzles.
- Alternative thread connections available on request.

Retrofit

Can be supplied with adaptor flanges or threads to fit existing extension pipes.

Regulations

The equipment fully complies with the IMO regulations and the requirements of the classification societies.

Ordering information

Please specify nozzle size, inlet/guide configuration, connections and confirm application suitability.

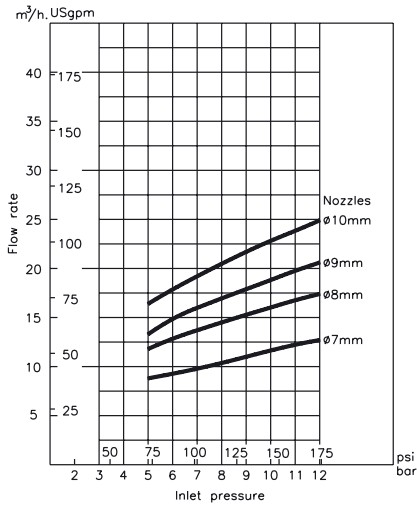


Gunclean Toftejorg T-82.

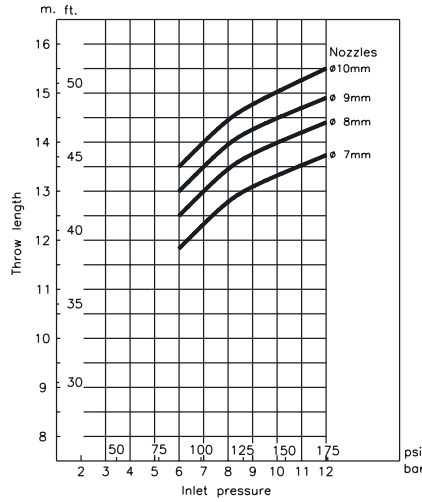
Specifications

Materials, main parts	Stainless steel AISI 316L
Weight	
Portable model	7.0 kg (15.4 lbs)
Fixed with flange	7.9 kg (17.5 lbs)
Fixed without flange	6.5 kg (14.3 lbs)
Lubricate	Grease-lubricating
Working pressure	5–12 bar (72–174 psi)
Recommended pressure	5–10 bar (72–145 psi)
Capacity	8–23 m ³ /hour
Max. working temperature	78°C (173°F)
Installation	
Fixed	Standard flange Ø 127-PC 98.5 – 4 x Ø 11 mm (0.43") holes
Portable	Standard thread 1 1/2" BSP
Minimum required passage	See dimension drawings

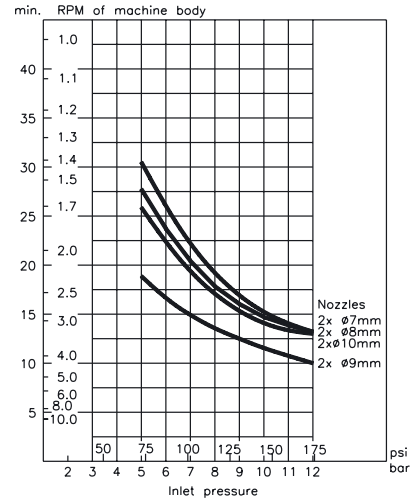
Performance data:
Flow rate



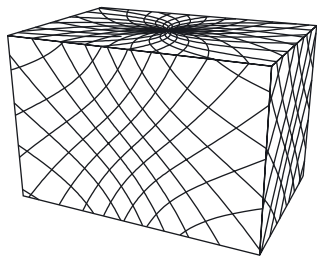
Recommended design throw length at static condition



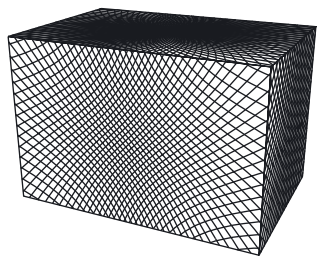
Cleaning time, complete pattern



Cleaning pattern

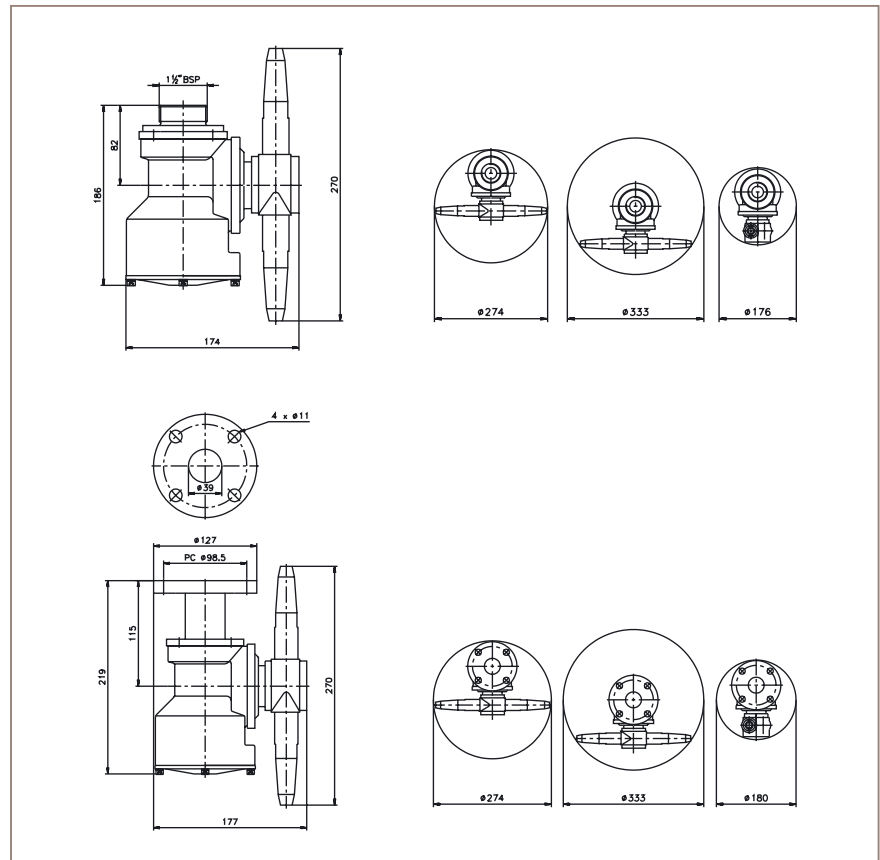


First cycle



Full pattern

Dimensions (mm)



EMD00027EN 0511

Alfa Laval reserves the right to change specifications without prior notification.

How to contact Alfa Laval

Up-to-date Alfa Laval contact details or all countries are always available on our website at www.alfalaval.com